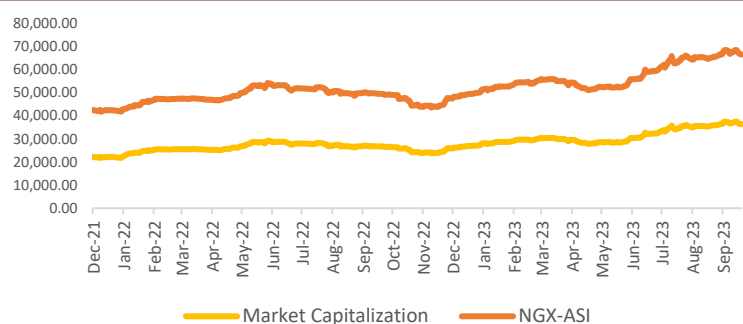


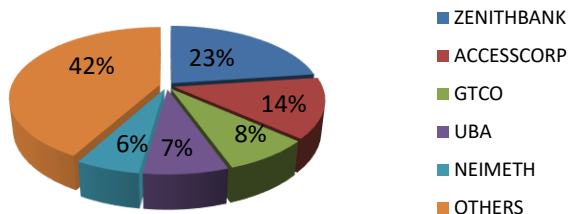


## Bullish Market Sentiment Pushes ASI Upward by 17bps; NIFTY Trends Upward as CBN Mops Up Excess Liquidity at PMA....

The bulls resurfaced as the ASI advanced by 0.17% at midweek to close at 67,100.49 points on the back of upbeat momentum in market sentiment. This saw investors taking further position in industrial and insurance sectors as the market capitalization inched higher by 0.17% to N36.86 trillion, while equity investors saw approximately N63.5 billion in gains from today's session. Due to the upbeat in market sentiment, several stocks such as THOMASWY (9.81%), DAARCOMM (9.52%), CORNERST (6.45%), TRANSCORP (5.41%), and UBN (5.30%) stayed up as toast of investors even as the exchange printed more gainers (18) than decliners (17). In terms of sectoral performance, the Banking index was the only loser as the index plunged by 0.27% due to adverse price movements in some of the tickers. Conversely, the Industrial Goods and Insurance sectors recorded gains of 0.95% and 1.58% and was trailed by the Consumer Goods (0.01%) index, while the Oil/Gas sector remained flat. Market activity was mixed with a substantial decrease in both the total number of deals and value as both fell by 13.25% and 42.86% to 5637 deals with a value of N4.46 billion. Meanwhile, the total volume for the day surged by 59.40% to 410 million units. At the close of the session, NEIMETH was the most traded security by volume with 163.20 million units valued at N259.49 million in 13 trades.



## Today's biggest transactions by %age of total naira votes



MARKET STATISTICS	CLOSE	PREVIOUS	TODAY'S%	YTD %
All Share Index (ASI)	67,100.49	66,984.62	0.17	30.925
Deals	5,637	6,498	(13.25)	
Volume (millions)	410.32	257.42	59.40	
Value (₦' Millions)	4,456.78	7,799.93	(42.86)	
Market Cap (₦' billions)	36,864.86	36,801.35	0.17	32.061

SECTORED INDICES	CLOSE	PREVIOUS	TODAY'S % Δ
NGX BANKING	663.53	665.32	-0.27
NGX INSURANCE	279.95	275.59	1.58
NGX CONSUMER GOODS	1,142.00	1,141.86	0.01
NGX OIL/GAS	917.27	917.27	0.00
NGX IND	2,758.13	2,732.07	0.95

Source: NGX, Cowry Research

TENOR	NIBOR as @ 11/10/2023	NIBOR as @ 10/10/2023	PPT
Overnight	1.6700	1.3800	0.29
1 Month	10.6700	10.5000	0.17
3 Months	12.0000	11.9400	0.06
6 Months	13.0800	13.0600	0.02

Source: FMDQ

TENOR	NIFTY as @ 11/10/2023	NIFTY as @ 10/10/2023	PPT
1Month	3.1400	3.0900	0.05
3 Months	4.5400	4.4200	0.12
6 Months	7.3100	7.0500	0.26
12 Months	10.5600	10.9100	-0.35

Source: FMDQ

Bond Name	Maturity (Years)	Bid Price	Daily Δ	Offeryield	Yield YTD PPT Δ
16.29% FGN MAR 2027	10	108.14	0.00	13.25%	-0.007
12.50% FGN MAR 2035	15	86.85	0.00	14.93%	0.014
16.25% FGN APR 2037	20	104.68	-0.31	15.41%	0.008
12.98% FGN MAR 2050	30	82.32	0.00	15.83%	0.018

Source: FMDQ

EurobondName	Maturity (Years)	Bid Price	Daily Δ	Offer Yield	Yield YTD PPT Δ
6.50 NOV 28, 2027	10	83.80	2.80	11.54%	0.025
7.69% FEB 23, 2038	20	69.36	3.15	12.29%	-0.002
7.62% NOV 28, 2047	30	65.99	3.21	11.95%	-0.003

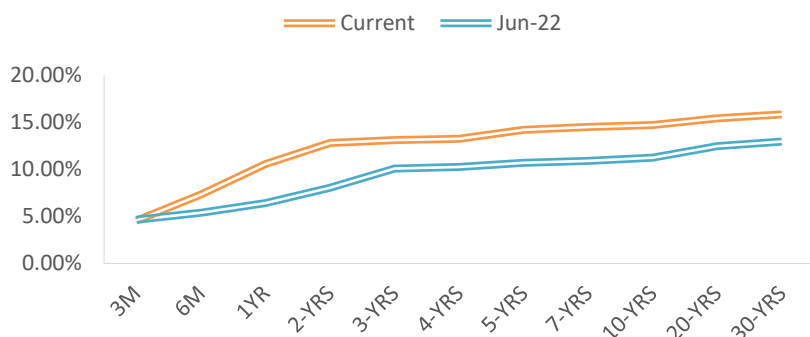
Source: FMDQ

## IMPORTANT DISCLOSURES

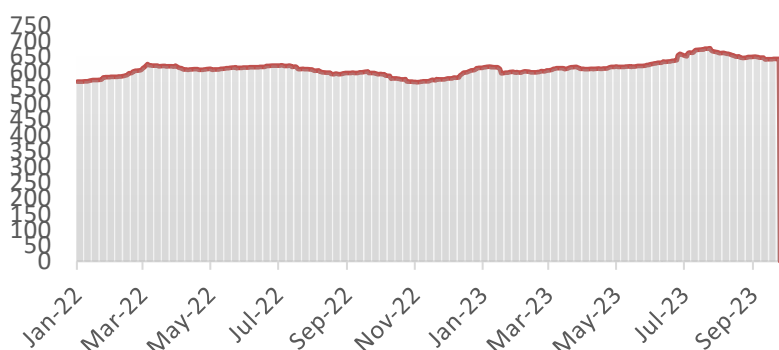
This report is produced by the Research Desk, Cowry Asset Management Limited (COWRY) as a guideline for Clients that intend to invest in securities on the basis of their own investment decision without relying completely on the information contained herein. The opinion contained herein is for information purposes only and does not constitute any offer or solicitation to enter into any trading transaction. While care has been taken in preparing this document, no responsibility or liability whatsoever is accepted by any member of COWRY for errors, omission of facts, and any direct or consequential loss arising from the use of this report or its contents.



## NAIRA YIELD CURVE



## S&P/FMDQ Nigeria Sovereign Bond Index (NGN)



USD/NGN Exchange Rate	11/10/2023	Previous	Daily %
I&E FX	₦776.80	₦765.83	1.43%
Parallel	₦1,030	₦1,010	1.98%

Major Currencies & Commodities	11/10/2023	Daily %	Yearly %
EURUSD	1.0622	0.18%	9.46%
GBPUSD	1.231	0.22%	10.89%
USDZAR	18.7959	-1.16%	2.71%
USDEGP	30.8934	0.14%	57.14%
Crude Oil, \$/bbl	83.891	-2.42%	-1.04%
Brent, \$/bbl	85.613	-2.32%	-5.67%
Natural Gas, \$/MMBtu	3.249	-3.93%	-52.16%
Coal, \$/T	141.5	-0.28%	-65.06%
Gold, \$/t.oz	1870.83	0.58%	11.88%
Wheat, \$/Bu	554.82	-0.66%	-37.40%
Palm Oil, MYR/T	3551	-0.39%	-4.95%
Cocoa, \$/T	3455	-0.55%	49.18%

## Money Market

In the money market, NIBOR rates closed higher across all maturity gauges, even as the overnight NIBOR advanced by 0.29% points to reach 1.67%. This northward movement comes as banks seek more liquid for their funding obligations. In the same vein, key money market rates such as the open repo rate (OPR) and overnight lending rate (OVN), closed higher at 1.00% and 1.67% respectively.

Subsequently, the Nigerian Interbank Treasury Bills True Yield (NITTY) inched further across all tenors except for the 12-month NITTY which declined by 0.36% on Wednesday. However, the 1-month, 3-month and 6-month NITTY nosedived by 5bps, 12bps, and 26bps respectively. However, the average secondary market yield on Nigerian Treasury Bills cleared lower by 1 basis point due to bullish sentiment in the AUG-24 bills.

Meanwhile, The CBN on Wednesday conducted its PMA for T-Bills selling bills worth N35 billion across the 91-days, 182-days and 364-days maturities.

## Bond Market

In the secondary market for FGN Bonds on Wednesday, activity was on a cautious thread, as the value of the plain vanilla closed flat for most maturities except for the APR-37 FGN paper whose value closed positive due to buy interest. Resultantly, the average yields closed mildly positive by 3bps to 14.39%.

In Nigeria's Eurobonds market, it was positive outing for the sovereigns as bullish sentiment across all maturities at midweek drove yields lower. Meanwhile, the average secondary market yield closed bullish by 68bps to 11.90% and was primarily driven by buying interest.

## Foreign Exchange Market

In the foreign exchange market, the Naira depreciated by 1.43% at the I&E (Investors and Exporters) window, closing at ₦776.80 to the dollar from ₦765.83 per dollar the previous day. In the parallel market, the Naira traded weak on Wednesday, closing at a new low of ₦1,030 against the US dollar.

## Global Commodity Market

At 3:30 p.m. GMT+1, Crude oil price retreated to around \$85 per barrel as fears of possible supply disruption from the middle East starts to fade away. Resultantly, the WTI crude fell below \$84 per barrel on Wednesday while the Brent Crude trades slightly above \$85 per barrel following the news that Saudi Arabia is set to lend support to OPEC+ to

### IMPORTANT DISCLOSURES

This report is produced by the Research Desk, Cowry Asset Management Limited (COWRY) as a guideline for Clients that intend to invest in securities on the basis of their own investment decision without relying completely on the information contained herein. The opinion contained herein is for information purposes only and does not constitute any offer or solicitation to enter into any trading transaction. While care has been taken in preparing this document, no responsibility or liability whatsoever is accepted by any member of COWRY for errors, omission of facts, and any direct or consequential loss arising from the use of this report or its contents.



# Cowry Daily Market Insight 11 October 2023

Corporate Bond Issuer	Description	Issue Date	Maturity Date	Coupon (%)	Yield (%)	Daily Δ
STERLING INV. MGT. PLC	16.50 STERLING INV. 3-AUG-2023	03-Aug-16	03-Aug-23	16.50	4.44	-0.17
MIXTA REAL ESTATE PLC	16.50 MIXTA IIA 12-OCT-2023	12-Oct-18	12-Oct-23	16.50	10.14	-0.17
MIXTA REAL ESTATE PLC	17.75 MIXTA IIB 12-OCT-2023	12-Oct-18	12-Oct-23	17.75	4.69	-0.06
FLOUR MILLS OF NIGERIA PLC	16.00 FLOURMILLS II 30-OCT-2023	01-Nov-18	30-Oct-23	16.00	4.63	0.17
STANBIC IBTC	15.75 STANBIC I 5-DEC-2023	17-Dec-18	05-Dec-23	15.75	5.00	0.19
FCMB LIMITED	17.25 FCMB III 8-DEC-2023	09-Dec-16	08-Dec-23	17.25	9.10	0.02
DANGOTE CEMENT PLC	11.25 DANGCEM IA 30-MAY-2024	26-May-21	30-May-24	11.25	16.51	-0.01
FLOUR MILLS OF NIGERIA PLC	11.10 FLOURMILLS IIIB 27-FEB-2025	27-Feb-20	27-Feb-25	11.10	13.94	-0.02
LAPO MFB SPV PLC	13.00 LAPO MFB II 30-MAR-2025	30-Mar-20	30-Mar-25	13.00	15.66	-0.01
DANGOTE CEMENT PLC	12.50 DANGCEM I 30-APR-2025	24-Apr-20	30-Apr-25	12.50	13.11	-0.01
UNITED CAPITAL PLC	12.50 UNICAP I 28-MAY-2025	28-May-20	28-May-25	12.50	15.03	-0.03
PARTHIAN PARTNERS FUNDING SPV PLC	13.50 PAPF SPV I 27-Jul-2025	27-Jul-22	27-Jul-25	13.50	14.38	-0.03
UNION BANK OF NIGERIA PLC	15.75 UNION II 3-SEP-2025	07-Sep-18	03-Sep-25	15.75	16.72	-0.05
STERLING INV. MGT. PLC	16.25 STERLING INV. II 6-OCT-2025	05-Oct-18	06-Oct-25	16.25	16.78	-0.05
WEMA FUNDING SPV PLC	16.50 WEMA FUNDING SPV II 12-OCT-2025	12-Oct-18	12-Oct-25	16.50	15.44	-0.04
CORONATION MB FUNDING SPV PLC	6.25 CORO MB SPV I 30-NOV-2025	30-Nov-20	30-Nov-25	6.25	14.05	-0.05
FLOUR MILLS OF NIGERIA PLC	5.50 FLOURMILLS IV A 15-DEC-2025	14-Dec-20	15-Dec-25	5.50	13.00	-0.01
CARDINALSTONE FINANCING SPV PLC	7.00 CARDINAL SPV I 30-DEC-2025	30-Dec-20	30-Dec-25	7.00	14.09	-0.06
FSDH FUNDING SPV PLC	8.50 FSDH SPV PLC IA 16-FEB-2026	16-Feb-21	16-Feb-26	8.50	14.09	-0.06
FSDH FUNDING SPV PLC	8.00 FSDH SPV PLC IB 16-FEB-2026	16-Feb-21	16-Feb-26	8.00	15.77	0.00
MECURE INDUSTRIES FUNDING SPV PLC	13.00 MECURE SPV PLC I 31-MAR-2026	31-Mar-21	31-Mar-26	13.00	14.48	-0.03
DANGOTE CEMENT PLC	12.50 DANGCEM IB 30-MAY-2026	26-May-21	30-May-26	12.50	14.15	-0.05
ACCESS BANK PLC	15.50 ACCESS BANK 23-JUL-2026	23-Jul-19	23-Jul-26	15.50	15.95	-0.04
MTN NIGERIA COMMUNICATIONS PLC	13.50 MTNN IA 30-SEP-2026	30-Sep-22	30-Sep-26	13.50	14.19	-0.03
SUNDRY FOODS FUNDING SPV PLC	13.50 SUNDRY SPV PLC I 15-DEC-2026	15-Dec-21	15-Dec-26	13.50	14.20	-0.03
EAT & GO FINANCE SPV PLC	14.25 EAT & GO FINANCE SPV 17-DEC-2026	17-Dec-19	17-Dec-26	14.25	15.61	-0.02
DANGOTE CEMENT PLC	11.85 DANGCEM IIA 30-APR-2027	27-Apr-22	30-Apr-27	11.85	14.40	-0.01
AXXELA FUNDING 1 PLC	14.30 AXXELA I 20-MAY-2027	20-May-20	20-May-27	14.30	15.77	-0.05
ACCELEREX SPV PLC	14.00 ACSP I 15-JUN-2027	15-Jun-22	15-Jun-27	14.00	16.45	-0.03
NOVAMBL INVESTMENTS SPV PLC	12.00 NOVAMBL SPV I 23-JUL-2027	23-Jul-20	23-Jul-27	12.00	17.60	0.00
UNICAP	15.00 UNICAP II 14-SEP-2027	14-Sep-22	14-Sep-27	15.00	15.74	0.00
*NMRC	7.20 NMRC III 2-NOV-2027	02-Nov-20	02-Nov-27	7.20	16.54	-0.05
VIATHAN FUNDING PLC	16.00 VIATHAN (GTD) 14-DEC-2027	15-Dec-17	14-Dec-27	16.00	14.12	-0.05

[www.cowryasset.com](http://www.cowryasset.com)

## IMPORTANT DISCLOSURES

This report is produced by the Research Desk, Cowry Asset Management Limited (COWRY) as a guideline for Clients that intend to invest in securities on the basis of their own investment decision without relying completely on the information contained herein. The opinion contained herein is for information purposes only and does not constitute any offer or solicitation to enter into any trading transaction. While care has been taken in preparing this document, no responsibility or liability whatsoever is accepted by any member of COWRY for errors, omission of facts, and any direct or consequential loss arising from the use of this report or its contents.



# Cowry Daily Market Insight 11 October 2023

Corporate Bond Issuer	Description	Issue Date	Maturity Date	Coupon (%)	Yield (%)	Daily Δ
FLOUR MILLS OF NIGERIA PLC	6.25 FLOURMILLS IV B 14-DEC-2027	14-Dec-20	14-Dec-27	6.25	15.62	0.00
BUA CEMENT PLC	7.50 BUACEM I 30-DEC-2027	30-Dec-20	30-Dec-27	7.50	14.13	-0.05
MTN NIGERIA COMMUNICATIONS PLC	13.00 MTN COM PLC I 5-MAY-2028	05-May-21	05-May-28	13.00	14.23	-0.02
NIGER DELTA EXPLORATION & PRODUCTION PLC	17.00 NDEP I 13-JAN-2028	13-Jan-23	13-Jan-28	17.00	14.89	0.00
DANGOTE CEMENT PLC	13.50 DANGCEM IC 30-MAY-2028	26-May-21	30-May-28	13.50	15.25	0.00
C&I LEASING PLC	15.50 C&I LEASING II 3-JUN-2028	03-Jun-21	03-Jun-28	15.50	15.79	-0.05
CERPAC RECEIVABLES FUNDING SPV PLC	14.50 CERPAC-SPV III 15-JUL-2028	10-Sep-21	15-Jul-28	14.50	16.54	-0.01
ARDOVA PLC	13.30 ARDOVA PLC IA 12-NOV-2028	12-Nov-21	12-Nov-28	13.30	14.66	-0.05
EAT & GO FINANCE SPV PLC	13.25 EAT & GO FINANCE SPV 8-MAR-2029	08-Mar-22	08-Mar-29	13.25	16.43	0.00
PRESCO PLC	12.85 PRESCO PLC 5-APR-2029	05-Apr-22	05-Apr-29	12.85	15.48	0.00
DANGOTE CEMENT PLC	12.35 DANGCEM IIB 30-APR-2029	27-Apr-22	30-Apr-29	12.35	15.62	0.00
UNION BANK OF NIGERIA PLC	16.20 UNION III 27-JUN-2029	27-Jun-19	27-Jun-29	16.20	17.87	0.00
DANGOTE INDUSTRIES FUNDING PLC	12.75 DANGIFP IA 19-JUL-2029	19-Jul-22	19-Jul-29	12.75	16.38	0.00
GEREGU POWER PLC	14.50 GERP I 28-JUL-2029	28-Jul-22	28-Jul-29	14.50	16.29	0.00
*NMRC	14.90 NMRC I 29-JUL-2030	29-Jul-15	29-Jul-30	14.90	14.86	0.00
TSL SPV PLC	10.00 TSL SPV I (GTD) 6-OCT-2030	06-Oct-20	06-Oct-30	10.00	15.96	0.00
FBNQ MB FUNDING SPV PLC	6.25 FBNQ MB SPV II 16-DEC-2030	16-Dec-20	16-Dec-30	6.25	15.75	0.00
FIDELITY BANK PLC	8.50 FIDELITY I 7-JAN-2031	07-Jan-21	07-Jan-31	8.50	15.76	0.00
PRIMERO BRT SECURITISATION SPV PLC	17.00 PRIMERO BRT-SPV 27-OCT-2031	24-May-19	27-Oct-31	17.00	17.63	0.00
MTN NIGERIA COMMUNICATIONS PLC	12.75 MTN COM PLC II 4-NOV-2031	04-Nov-21	04-Nov-31	12.75	15.74	0.00
ARDOVA PLC	13.65 ARDOVA PLC IB 12-NOV-2031	12-Nov-21	12-Nov-31	13.65	15.61	0.00
GPC-SPV COMPANY PLC	13.00 GPC SPV PLC (GTD) 23-NOV-2031	23-Nov-21	23-Nov-31	13.00	15.36	0.00
PAT DIGITAL INFRA FUND SPV PLC	13.25 PAT SPV PLC (GTD) 2-FEB-2032	02-Feb-22	02-Feb-32	13.25	15.69	0.00
DANGOTE CEMENT PLC	13.00 DANGCEM IIC 30-APR-2032	27-Apr-22	30-Apr-32	13.00	16.46	0.00
DANGOTE CEMENT PLC	13.00 DANGCEM IIC 30-APR-2032	19-Jul-22	19-Jul-32	13.50	16.65	0.00
MTN NIGERIA COMMUNICATIONS PLC	14.50 MTNN IB 30-SEP-2032	30-Sep-22	30-Sep-32	14.50	15.92	0.00
DANGOTE INDUSTRIES FUNDING PLC	13.50 DANGIFP IB 19-JUL-2032	19-Jul-22	19-Jul-32	16.75	16.91	0.00
*NMRC	13.80 NMRC II 15-MAR-2033	21-May-18	15-Mar-33	13.80	15.56	0.00
GEL UTILITY FUNDING SPV PLC	15.15 GEL UTILITY-SPV (GTD) 28-AUG-2034	28-Aug-19	28-Aug-34	15.15	16.29	0.00
LFZC FUNDING SPV PLC	13.25 LFZC II 16-MAR-2042	10-May-22	16-Mar-42	13.25	16.40	0.05
FCMB GROUP PLC	16.00 FCMB I (PERP)	16-Feb-23	-	16.00	16.26	0.00
LFZC FUNDING SPV PLC	15.25 LFZC III 29-MAR-2043	29-Mar-23	29-Mar-43	19.76	16.46	0.04

[www.cowryasset.com](http://www.cowryasset.com)

## IMPORTANT DISCLOSURES

This report is produced by the Research Desk, Cowry Asset Management Limited (COWRY) as a guideline for Clients that intend to invest in securities on the basis of their own investment decision without relying completely on the information contained herein. The opinion contained herein is for information purposes only and does not constitute any offer or solicitation to enter into any trading transaction. While care has been taken in preparing this document, no responsibility or liability whatsoever is accepted by any member of COWRY for errors, omission of facts, and any direct or consequential loss arising from the use of this report or its contents.